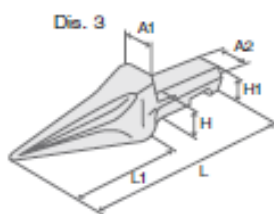
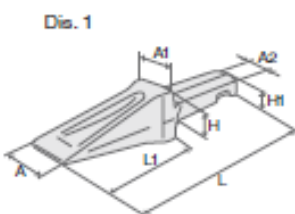


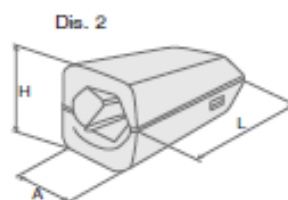
MF-FERMEC-TEREX



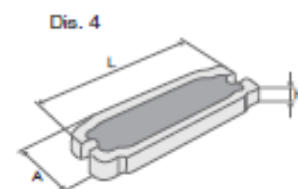
TOOTH / Dente



ADAPTER / Porta dente

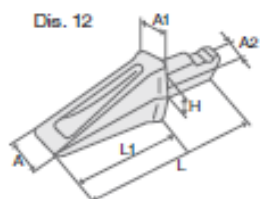


FIXING / Fissaggio

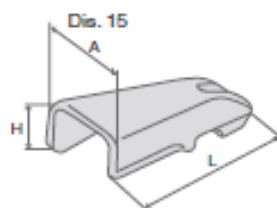


MV Code	Original Code	Drawing	Description	A	A1	A2	L	L1	L2	I	S	H	H1	Ø	Ø1	kg
Codice MV	Codice Originale	Disegno	Descrizione													
D428FU		1	TOOTH / Dente	90	96	49	407	230				52	35			9,7
D911		3	TOOTH / Dente		96	49	435	247				52	35			8
D394CD		2	ADAPTER / Porta dente	115			230					105				10,5
D677		4	FIXING / Fissaggio	34			86,5					10				

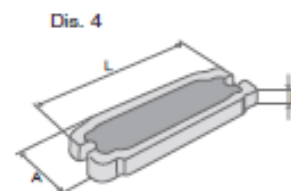
TOOTH / Dente



ADAPTER / Porta dente



FIXING / Fissaggio



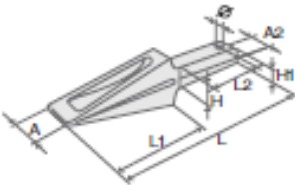
MV Code	Original Code	Drawing	Description	A	A1	A2	L	L1	L2	I	S	H	H1	Ø	Ø1	kg
Codice MV	Codice Originale	Disegno	Descrizione													
D682FU		12	TOOTH / Dente	80	91	48	345	202				54				7,2
D819FU		15	ADAPTER / Porta dente	94			209					74				3,8
D677		4	FIXING / Fissaggio	34			86,5					10				

MF-FERMEC-TEREX



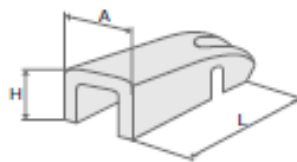
TOOTH / Dente

Dis. 9



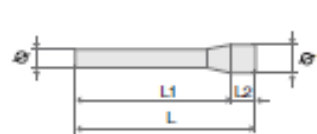
ADAPTER / Porta dente

Dis. 10

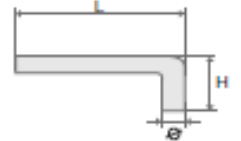


FIXING / Fissaggio

Dis. 8



Dis. 11

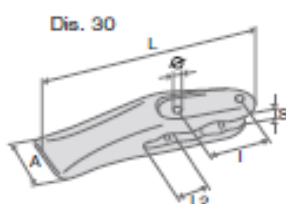


MV Code	Original Code	Drawing	Description	A	A1	A2	L	L1	L2	I	S	H	H1	Ø	Ø1	kg
Codice MV	Codice Originale	Disegno	Descrizione													
D63FU		9	TOOTH / Dente	59		34	230	135	77	77		34		13		2,1
D63CFU		10	ADAPTER / Porta dente	60			145					46				1,2
D10PIN		11	FIXING / Fissaggio				87					30		10		0,06
D85FU		9	TOOTH / Dente	80		50	360	205	125	125		50		14		6,5
D85CFU		10	ADAPTER / Porta dente	90			228					71				3,8
D14PIN		8	FIXING / Fissaggio				120	110	10					13	19	0,15

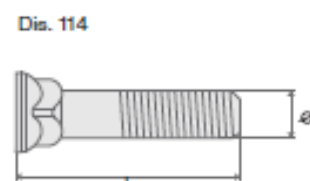
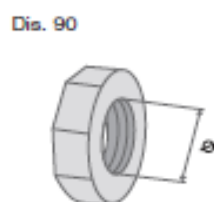
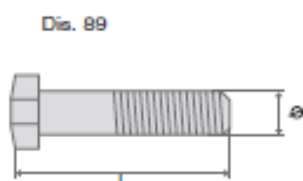
MF-FERMEC-TEREX



TOOTH / Dente



FIXING / Fissaggio



MV Code	Original Code	Drawing	Description	A	A1	A2	L	L1	L2	I	S	H	H1	Ø	Ø1	kg
Codice MV	Codice Originale	Disegno	Descrizione													
D10.7	823598M1	30	TOOTH / Dente	65			275		51	41,5	21			17		3
D41.10	1462200M1, 846602M1	30	TOOTH / Dente	65			275			51	29,5			17		3
D2505B		89	FIXING / Fissaggio				70							16		
D2505D		90	FIXING / Fissaggio											16		
D19MFFU	1462201M2, 862740M1	30	TOOTH / Dente	60			245		57	53	27			18 QUADRO		3
D2520B		114	FIXING / Fissaggio				2 1/2"							5/8		
D2520D		90	FIXING / Fissaggio											5/8		
D42.10	974042M1	30	TOOTH / Dente	65			275		54	45	21			15		3
D2502B		89	FIXING / Fissaggio				60							14		
D2502D		90	FIXING / Fissaggio											14		
D45.25FU	2733724M1	30	TOOTH / Dente	79			355		73	89	27			19		5,5
D46.12	981409M1	30	TOOTH / Dente	88			420		85	150	27			19		9
D2506B		89	FIXING / Fissaggio				80							18		
D2506D		90	FIXING / Fissaggio											18		