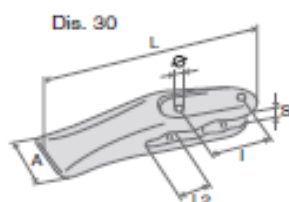
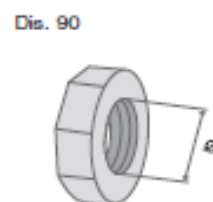
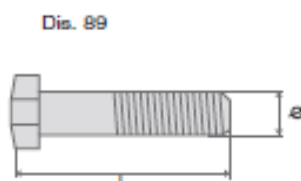


**TOOTH / Dente**

**FIXING / Fissaggio**


MV Code	Original Code	Drawing	Description	A	L	L2	I	S	Ø	kg
Codice MV	Codice Originale	Disegno	Descrizione							
D1000.7FU	091.0.004	30	TOOTH / Dente	50	190	29	45	17	13	1,3
D2500B		89	FIXING / Fissaggio		50				12	
D2500D		90	FIXING / Fissaggio						12	
D130.10FU	091.0.005	30	TOOTH / Dente	65	275	62	45	21	14,5	3
D130.20FU	091.0.002	30	TOOTH / Dente	65	300	53	64	27	15	4,3
D2502B		89	FIXING / Fissaggio		60				14	
D2502D		90	FIXING / Fissaggio						14	
D130.17FU	091.0.019	30	TOOTH / Dente	63	273	61	65	21	17	3,2
D2505B		89	FIXING / Fissaggio		70				16	
D2505D		90	FIXING / Fissaggio						16	
D27.2FU	091.0.020	30	TOOTH / Dente	92	400	71	124	27	26	8,3
D2511B		89	FIXING / Fissaggio		90				24	
D2511D		90	FIXING / Fissaggio						24	